



Elveflow® Rheodyne Injection Valve

USER GUIDE

September 2016



READ THIS MANUAL CAREFULLY BEFORE USING THE INSTRUMENT

This manual must be read by any person who is or will be responsible for using, maintaining or repairing the Rheodyne Injection Valve.

Due to the continual development of the products, the content of this manual may not correspond to the new product. Therefore, we retain the right to make alterations without prior notification.

Important AF1 safety notices:

1. The MUX Distributor must be used in a **clean and dry environment**, with up to 60% relative humidity.
2. Use a power cord of the correct voltage. The MUX Distributor requires a **24 V DC input voltage**.
3. **No solid** should enter the MUX Distributor.
4. If possible, **filter the media**.
5. For the safety of both the user and the instrument, **do not use the instrument in connection with substances that could emit toxic or corrosive fumes**, such as acids or alkalis.
6. **Clean the MUX Distributor** before storing it.
7. **Do not allow any liquid to dry inside the valves of the instrument**.
8. **Do not store the instrument with liquid inside it**.

IF THESE CONDITIONS ARE NOT MET, THE USER IS EXPOSED TO DANGEROUS SITUATIONS AND THE INSTRUMENT CAN UNDERGO PERMANENT DAMAGE. ELVESYS AND ITS PARTNERS CANNOT BE HELD RESPONSIBLE FOR ANY DAMAGE RELATED TO THE INCORRECT USE OF THE INSTRUMENTS.

Contents

| | |
|---|-----------|
| I. Description | 4 |
| Prior to use..... | 4 |
| II. Setup and use | 5 |
| Getting started..... | 5 |
| Instrument description | 5 |
| Minimum system requirements | 5 |
| Installation of the software: Elveflow Smart Interface..... | 5 |
| Experimental setup | 6 |
| Using the Elveflow Smart Interface | 7 |
| III. Supplementary information | 8 |
| Conditions of use | 8 |
| Terms and conditions of use..... | 8 |
| Unwanted items..... | 8 |
| Transport and storage..... | 8 |
| Exclusive remedies..... | 9 |
| Safety Information | 9 |
| Important advices | 9 |
| Conditions of use | 9 |
| Maintenance advices | 10 |
| CE compliance | 10 |
| Warranty..... | 11 |
| Limitation of warranty | 11 |

I. Description

The Elveflow® MUX Distributor is designed to switch between several liquid during a microfluidic experiment. Two type of MUX Distributor exist:

- 6→1 with 6 inlet and 1 outlet
- 10→1 with 10 inlet and 1 outlet

Prior to use

Before setting up your OB1, please check the package contents to verify that you have received the items below:

1. The instrument;
2. a USB flash drive containing the Elveflow® Smart Interface software and the user guides;
3. a USB cable;
4. a power supply unit;



Optional Accessories:

You may have ordered some additional elements (e.g. flow sensor units, reservoirs, tubing) so please check that you have received all the corresponding items.


If any parts are missing or damaged, please get in touch with Elveflow support immediately:

contact@elveflow.com

II. Setup and use

Getting started

Instrument description



Minimum system requirements


- Window XP SP3 or later - both 32 and 64-bit versions are supported;
- USB 2.0 port or faster;
- 1 GB RAM;
- 3.0 GHz Pentium 4;
- 1 GB of free hard disk space.

Installation of the software: Elveflow Smart Interface

1. Plug the Elveflow® USB flash drive to the computer.
2. Open the Elveflow folder.
3. Run Install.exe.
4. Follow the instructions presented by the installation assistant.
5. **Restart your computer** when prompted to finish the installation process.

Experimental setup

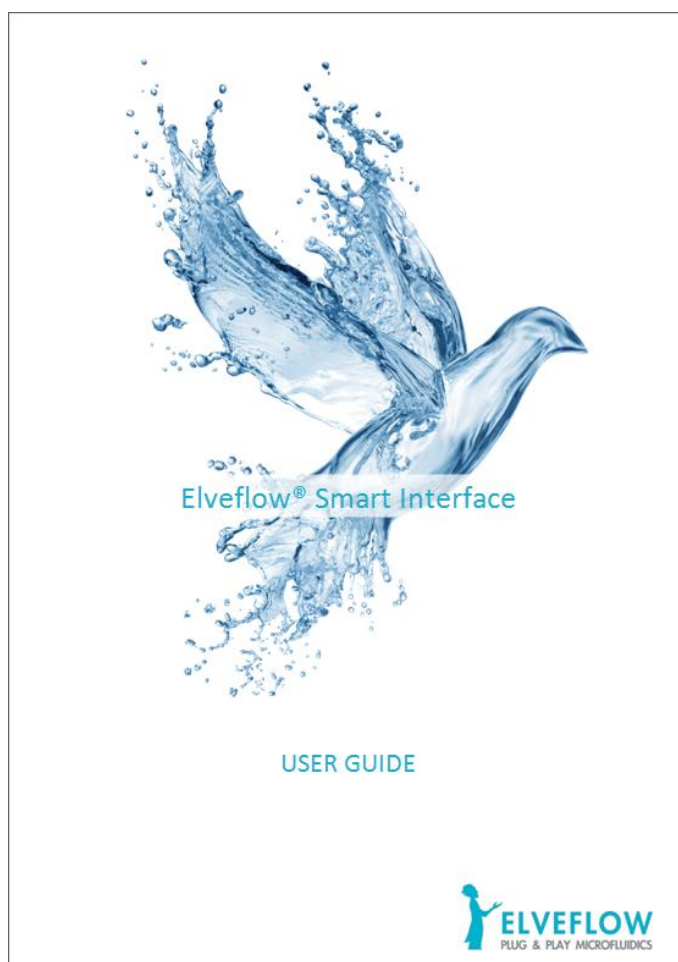
1. Connect the power supply to the 24V DC Adaptor socket
2. Connect the USB to your computer
3. Connect the microfluidic system to the MUX Distributor
 - a. Unscrew the 6→1 or 10→1 connector
 - b. Plug the tubing within the connector
 - c. Tight the connector



4. Connect your microfluidic chip to the reservoirs. Please refer to the dedicated user guide for details on setting up microfluidic accessories.
5. You are now ready to start your first experiment.

Using the Elveflow Smart Interface

To control the MUX Distributor, the Elveflow® Smart Interface or the Elveflow library could be used. Main features and options are **covered by a specific guide**. Please refer to those guide for a detailed description.



You will also find dedicated user guides for:

- The other instruments of the Elveflow product line;
- Flow sensors;
- Accessories for microfluidics (reservoirs, flow restrictors, etc.).

III. Supplementary information

Conditions of use

Terms and conditions of use

We strongly believe in the intrinsic quality of our microfluidic instruments line and we hope that you will be pleased with your purchase. However, in the unlikely event that you should receive damaged or incorrect goods in your delivery, please notify us within 7 days of receipt.

You will be offered the option of a refund or an exchange (provided the goods are in stock).

You may be asked to return goods for inspection. In this case we will refund the shipping fees.

Should the damaged or incorrect item be no longer available, you will be given the option of a refund.

Please note that goods that become damaged or broken after 7 days of receipt cannot be returned.

Unwanted items

If for any reason you do not wish to keep your purchase and would like a store credit, then please notify us within 7 days of receipt.

We cannot accept unwanted returns that have been opened, used or damaged by the customer.

For unwanted goods, we allow up to 14 days for the return of goods. We will only issue a credit upon receipt of all returned goods.

Please note that we are unable to refund your costs in returning unwanted goods or the delivery costs of sending the goods to you in the first place.

Cancellations

If you wish to cancel your order please email us immediately: contact@elveflow.com.

Privacy Policy

Customer details remain private and confidential and will not be released to a third party unless required to do so by law.

We use the information we collect about you to process orders, to provide a more personalized shopping experience and, if you request it, to notify you about new products, special offers or other information that may be of interest to you. We do not sell or pass on any personal information to any other Companies or Organizations.

Payments & Procedures

Payment from private customers must be paid for in advance of shipment. Trade orders from registered companies or organizations can be invoiced. Payment is due strictly within 30 days of the invoice date.

Products & Prices

Please note that some goods may vary in style, color or detail from the image shown. We reserve the right to change prices at any time.

Transport and storage

Be careful not to harm or shake Elveflow products while moving Elveflow® products must not be transported when plugged. Store products in standard conditions in an adapted box (typically the one used to send you the product).

Humidity and temperature must not exceed those of the specifications.

Exclusive remedies

The remedies provided herein are the customer's sole and exclusive remedies. Elveflow® shall not be liable for any direct, indirect, special, incidental, or consequential damages, whether based on contract, tort, or any other legal theory.

Safety Information

THE FOLLOWING GENERAL SAFETY PRECAUTIONS MUST BE FOLLOWED DURING ALL PHASES OF OPERATION, SERVICE, AND REPAIR OF THIS INSTRUMENT. FAILURE TO COMPLY WITH THESE PRECAUTIONS OR WITH SPECIFIC WARNINGS ELSEWHERE IN THIS MANUAL VIOLATES SAFETY STANDARDS OF DESIGN, MANUFACTURE, AND INTENDED USE OF THE INSTRUMENT. ELVESYS ASSUMES NO LIABILITY FOR THE CUSTOMER'S FAILURE TO COMPLY WITH THESE REQUIREMENTS.

Important advices

Elveflow products are for research use only.

No liquid should enter into the OB1 otherwise this would void the warranty.

The pressure source connected to the OB1 must be dry, dust and oil free, and of maximum 10 bar.

Please take the required action to ensure that these conditions are met and maintained.

Conditions of use

This instrument is intended for indoor use. It is designed to operate at a maximum relative humidity of 60% and at altitudes of up to 2000 meters. Operating temperature range is +5°C to 50°C.

Do not operate in wet/damp conditions: to avoid electric shock, do not operate this product in wet or damp conditions.

Do not operate in an explosive environment: do not operate the equipment in the presence of explosive or flammable gases or fumes.

Warning: Do not use this product as safety or emergency stop devices or in any other application where failure of the product could result in personal injury. The protective features of this product may be impaired if it is used in a manner not specified in the operating instructions. Before installing, handling, using or servicing this product, please consult the data sheet and user manual.

Failure to comply with these instructions could result in death or serious injury. If the buyer shall purchase or use Elveflow® products for any unintended or unauthorized application, the buyer shall defend, indemnify and hold harmless Elveflow® and its officers, employees, subsidiaries, affiliates and distributors against all claims, costs, damages and expenses, and reasonable attorney fees arising out of, directly or indirectly, any claim of personal injury or death associated with such unintended or unauthorized use, even if Elveflow® is allegedly negligent with respect to the design or the manufacture of the product.

Pressurized Equipment

Care must be taken when the Elveflow pump is pressurised to ensure that the instrument is not damaged in any way.

Protection

Safety glasses and labcoat should be worn at all times when using an elveflow pressure pump due to the use of pressurised equipment. This is particularly important when hazardous liquids are used.

Electricity advices

Use Elveflow® instruments with the provided power unit only. Maintenance should only be attempted by qualified Elveflow® personnel. Removal of the back panel may invalidate any warranty.

Before applying power: verify that the line voltage matches the product's input voltage requirements and the correct fuse is installed. Use only the specified line cord for this product and make sure the line cord is certified for the country of use.

Fuses: only fuses with the required rated current, voltage, and specified type (normal blow, time delay, etc.) should be used. Do not use repaired fuses or short circuited fuse holders. To do so could cause a shock or fire hazard.

Keep away from live circuits: operating personnel must not remove instrument covers. Component replacement and internal adjustments must be made by qualified service personnel. Do not replace components with power cable connected. Under certain conditions, dangerous voltages may exist even with the power cable removed.

To avoid injuries, always disconnect power, discharge circuits and remove external voltage sources before touching components.

ESD precautions: the inherent design of this component causes it to be sensitive to electrostatic discharge (ESD). To prevent ESD-induced damage and/or degradation, take customary and statutory ESD precautions when handling this product.

Maintenance advices

Maintenance should only be attempted by qualified Elveflow® personnel.

Removal of the back panel may invalidate any warranty.

Do not service or adjust alone: do not attempt internal service or adjustment unless another person, capable of rendering first aid and resuscitation, is present.

Do not substitute parts or modify instrument: because of the danger of introducing additional hazards, do not install substitute parts or perform any unauthorized modification to the instrument.

Return the instrument to an Elveflow® Technologies Sales and Service Office for service and repair to ensure that safety features are maintained.

Instruments which appear damaged or defective should be made inoperative and secured against unintended operation until they can be repaired by qualified Elveflow® personnel.

CE compliance

This product meets the essential requirements of applicable European Directives, as amended for CE marking, as follows:

Electromagnetic Compatibility

COUNCIL DIRECTIVE 89/336/EEC of 3 May 1989

This directive has been amended by the following Council Directives:

1. 92/59/EEC of 29 June 1992 (General Product Safety)
2. 93/68/EEC of 22 July 1993 (CE Marking directive)
3. 99/5/EC: Directive of Radio Equipment & Telecommunications Terminal Equipment (R&TTE).

Warranty



ELVEFLOW is a brand of ELVESYS Innovation Center.

The ELVESYS hardware products are warranted against defects in material and workmanship for a period of one year from date of delivery. ELVESYS software and firmware products, that are designated by ELVESYS for use with a hardware product and when properly installed on that product, are warranted not to fail to execute their programming instructions due to defects in material and workmanship for a period of 60 days from date of delivery. During the warranty period ELVESYS will, either repair or replace products that prove to be defective. ELVESYS does not warrant that the operation for the software, firmware or hardware shall be uninterrupted or error free. For warranty service, this product must be returned to a service facility designated by ELVESYS. Customer shall prepay shipping charges (and shall pay all duty and taxes) for products returned to ELVESYS for warranty service. Except for products returned to a Customer from another country, ELVESYS shall pay for return of products to the Customer.

ELVESYS does not assume any liability arising out of any application or use of any product or circuit and specifically disclaims any and all liability, including without limitation consequential or incidental damages. All operating parameters, including without limitation recommended parameters, must be validated for each customer's applications by customer's technical experts. Recommended parameters can and do vary in different applications. ELVESYS reserves the right, without further notice, (i) to change the product specifications and/or the information in this document and (ii) to improve reliability, functions and design of this product.

Limitation of warranty

The foregoing warranty shall not apply to defects resulting from improper or inadequate maintenance by the Customer, Customer-supplied software or interfacing, unauthorized modification or misuse, operation outside of the environmental specifications for the product, or improper site preparation and maintenance.